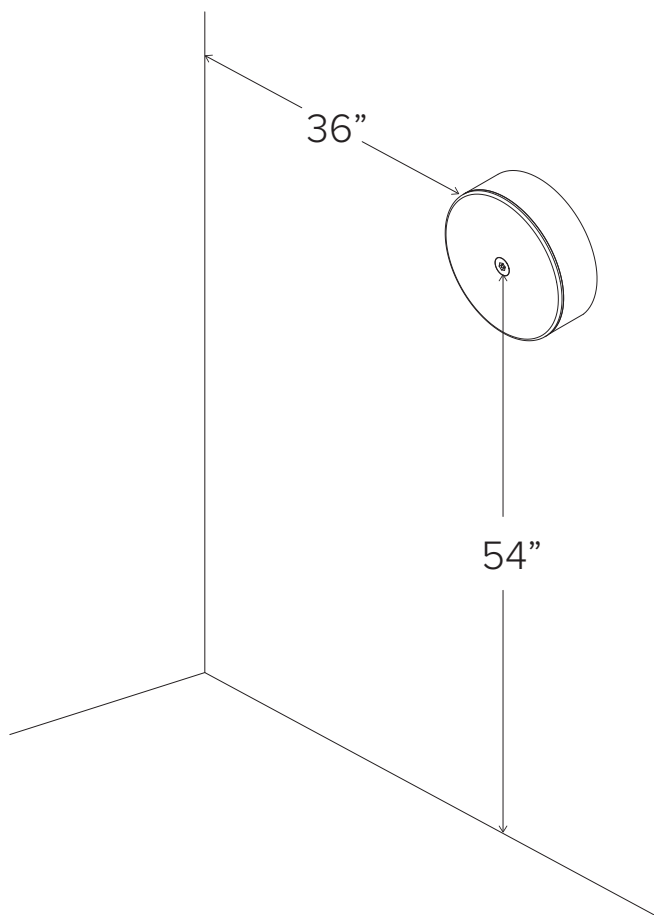
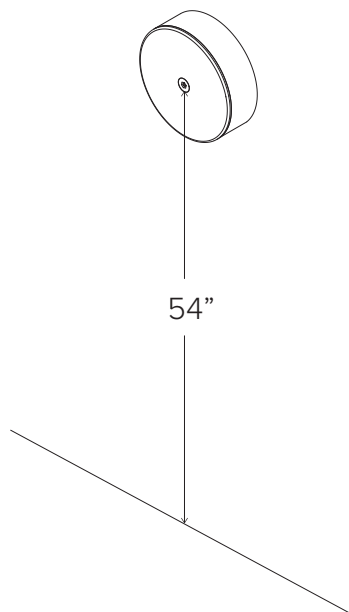
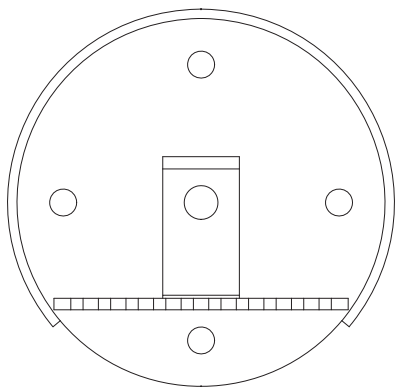


Wall Setback: The Tool Kit should be mounted on a wall at least 54" from the ground to the center of the Tool Kit. The Tool Kit should be 36" from an adjacent wall.

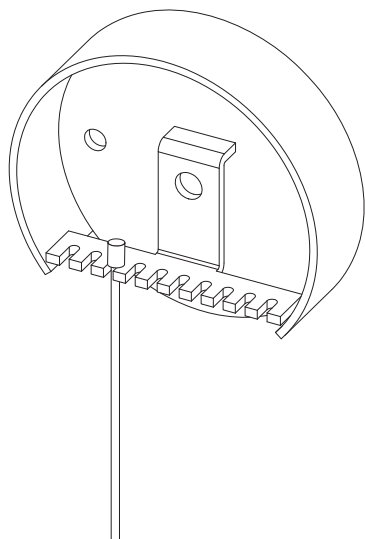


1


The Tool Kit wall-mount should be installed with the center of the Tool Kit 54" above the ground.

2


There are 4 mounting holes; only 2 need to be used. For installations into a vertical stud, use the 2 vertically oriented holes. The horizontally oriented holes can be used for other types of installation. 3/8" wedge anchors, lag bolts, or other fasteners may be used.

3


Once the base is installed, place the tool cables in the slots, and fasten the cap with the provided 3/8" tamper-resistant bolt.