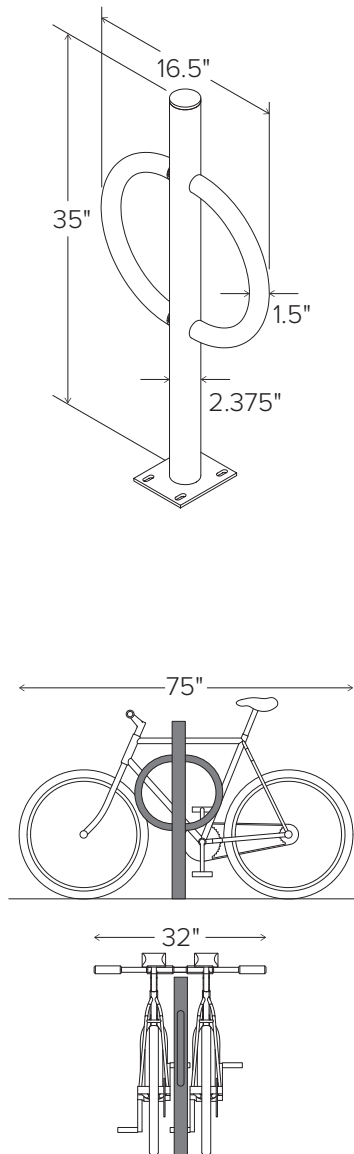




**DERO**  
A PLAYCORE Company

Bike Hitch™

## Submittal Sheet



### CAPACITY

2 Bikes

### MATERIALS

**Centerbeam:** 2" schedule 40 pipe (2.375" OD)  
**Ring:** 1.5" OD 11 gauge tube

### FINISHES



#### Galvanized

An after fabrication hot dipped galvanized finish is our standard option.



#### Powder Coat

Our powder coat finish assures a high level of adhesion and durability by following these steps:

1. Sandblast
2. Epoxy primer electrostatically applied
3. Final thick TGIC polyester powder coat



#### Stainless

Stainless Steel: 304 grade stainless steel material finished in either a high polished shine or a satin finish.

### MOUNT OPTIONS



#### Surface

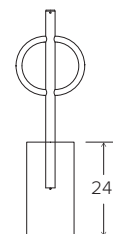
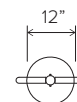
Foot Mount has a 5" x 6" x .25" foot with four anchors per foot. Specify foot mount for this option. Tamper-resistant fasteners available upon request



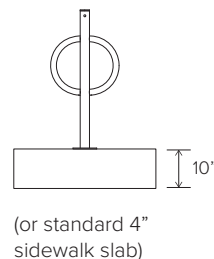
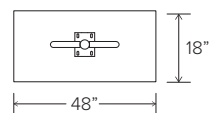
#### In-Ground

In-ground mount is embedded into concrete base. Specify in-ground mount for this option

#### IN-GROUND MOUNT



#### SURFACE MOUNT



(or standard 4" sidewalk slab)